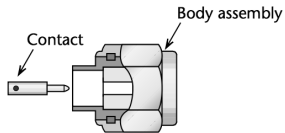
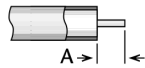


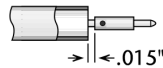
Assembly Procedure H



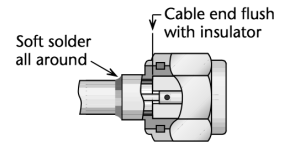
Trim Codes	
Code	A
H/01	.090
H/02	.060
H/03	.115
H/04	.150



- 1)** Trim cable as shown. Remove any burrs from jacket and center conductor.



- 2)** Solder contact to center conductor, fixturing to maintain gap as shown. Remove any excess solder from outside of contact.



- 3)** Insert cable into body and solder cable jacket to body, keeping end of cable flush with insulator as shown.

Plug body assembly and contact shown; procedure is identical for jack connectors.