

## Adapter Finder

Adapters in this chart and on the following pages are listed in alphabetic order—to find an adapter that connects a TNC plug to a BNC jack, look under “BNC plug to TNC jack.”

Left end:	Right end:	Delta P/N	Page	Left end:	Right end:	Delta P/N	Page	
7/16 Plug	N Jack	2234000A001-122	175	G874	Any	see pages	41-42	
7/16 Jack	N Jack	2228000A001-029	175	HN Jack	N Jack	2228000N001-022	180	
	N Jack	2225000A911-009	175		N Jack	2225000N401-000	180	
BNC Jack	C Plug	UG-636A/U	177		N Plug	UG-1108/U	180	
	HN Plug	UG-309/U	177	HN Plug	N Jack	2234000N001-070	180	
	N Jack	2225000N331-006	177		N Plug	UG-1107/U	180	
	N Jack	UG-606/U	177		TNC Plug	2234000N004-011	180	
	N Jack	M55339/25-00606	177	LC Jack	N Plug	2234000N000-078	180	
	N Jack	M55339/01-00001	177	N Jack	SC Jack	2228000N000-012	181	
	N Plug	UG-201A/U	177		SC Plug	2234000N000-055	181	
	N Plug	M55339/20-00201	177		SMA Jack	2225000N331-005	181	
	SC Jack	2228000N000-009	177		SMA Jack	2226000N721-001	181	
	SC Plug	2234000N001-100	177		SMA Jack	2228000N00M-010	181	
	TNC Jack	2234000N000-008	177		SMA Plug	2234000N331-003	181	
	TNC Plug	2234000N000-006	177		TNC Jack	2225000N331-008	181	
	UHF Plug	UG-273/U	177		TNC Jack	2228000N001-002	181	
	BNC Plug	C Jack	UG-635/U		178	TNC Plug	2234000N001-009	181
		HN Jack	2234000N001-010		178	UHF Plug	UG-83B/U	181
HN Plug		2234000N004-010	178	N Plug	SC Jack	2234000N000-065	182	
N Jack		UG-349B/U	178		SC Plug	2227000N000-003	182	
N Jack		M55339/49-00349	178		SMA Plug	2234000N00M-039	182	
N Jack		UG-335A/U	178		SMA Jack	2234000N001-004	182	
N Jack		M55339/24-00335	178		TNC Jack	2234000N001-007	182	
N Plug		UG-1034/U	178		TNC Plug	2234000N000-012	182	
N Plug		M55339/18-01034	178		UHF Jack	UG-146A/U	182	
SC Plug		2227000N000-004	178		UHF Plug	2227000N000-016	182	
TNC Jack		2234000N000-009	178	QDS series	Any	See page	96	
TNC Plug		2234000N000-007	178	SMA Jack	SMB Jack	2234000N001-078	183	
UHF Jack		UG-255A/U	178		SMB Plug	2228000N001-015	183	
C Jack		HN Plug	2234000N001-051		179	SMC Jack	2234000N001-121	183
		N Plug	UG-564/U		179	SMC Plug	2234000N001-077	183
	TNC Plug	2234000N000-010	179		TNC Jack	2225000K071-002	183	
	UHF Plug	UG-637/U	179	SMA Plug	SMB Jack	2234000N001-082	183	
C Plug	HN Jack	UG-703A/U	179		SMB Plug	2234000N000-069	183	
	N Jack	UG-565A/U	179		SMC Jack	2234000N001-120	183	
	TNC Jack	2234000N000-011	179		SMC Plug	2234000N001-081	183	

## Adapters - BNC Jack To Other Series

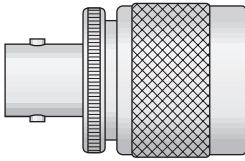


Figure 1  
(BNC jack-C plug)

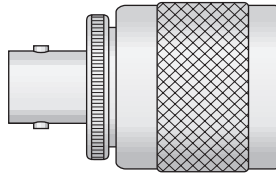


Figure 2  
(BNC jack-HN plug)

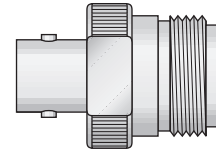


Figure 3  
(BNC jack-N jack)

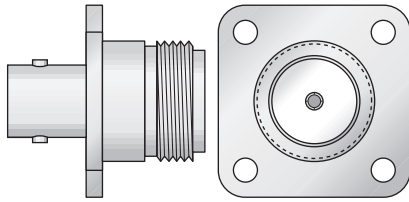


Figure 4  
(BNC jack-N jack)

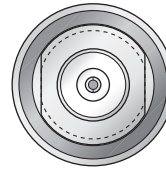


Figure 5  
(BNC jack-N jack)

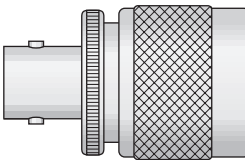
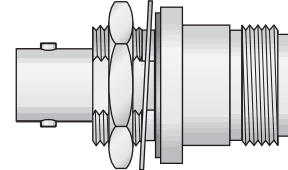


Figure 6  
(BNC jack-N plug)

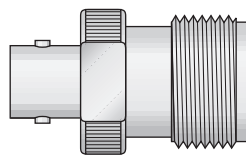


Figure 7  
(BNC jack-SC jack)

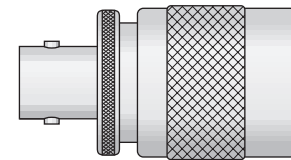


Figure 8  
(BNC jack-SC plug)



Figure 9  
(BNC jack-TNC jack)

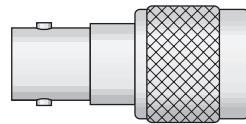


Figure 10  
(BNC jack-TNC plug)

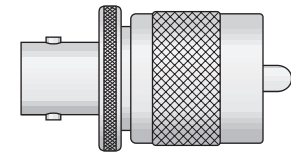


Figure 11  
(BNC jack-UHF plug)

Figure	Adapter Ends	Length	Mounting Figure	Plating		Delta P/N
				Body	Contact	
1	BNC jack-C plug	1.23	None	Nickel	Silver (C)	UG-636A/U
2	BNC jack-HN plug	1.50	None	Nickel	Silver (C)	UG-309/U
3	BNC jack-N jack	1.13	None	Silver	Gold (C)	M55339/01-00001
4	BNC jack-N jack	1.39	33	Nickel	Silver (C)	2225000N331-006
5	BNC jack-N jack	1.75	72	Nickel	Silver (C)	UG-606/U
5	BNC jack-N jack	1.75	72	Silver	Gold (C)	M55339/25-00606
6	BNC jack-N plug	1.31	None	Nickel	Silver (C)	UG-201A/U
6	BNC jack-N plug	1.31	None	Silver	Gold (C)	M55339/20-00201
7	BNC jack-SC jack	1.23	None	Nickel	Gold (C)	2228000N000-009
8	BNC jack-SC plug	1.45	None	Nickel	Silver (C)	2234000N001-100
9	BNC jack-TNC jack	1.28	None	Nickel	Silver (C)	2234000N000-008
10	BNC jack-TNC plug	1.23	None	Nickel	Gold (C)	2234000N000-006
11	BNC jack-UHF plug	1.34	None	Nickel	Silver (C)	UG-273/U

See page 208 for mounting dimensions. • (C) in contact plating column indicates captive contact.  
See page 6 for alternate body plating information.

## Adapters - BNC Plug To Other Series

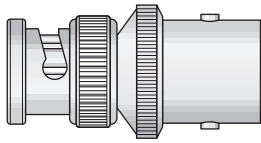


Figure 1  
(BNC plug-C jack)

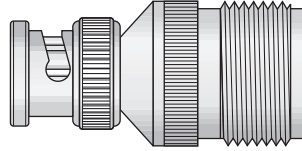


Figure 2  
(BNC plug-HN jack)

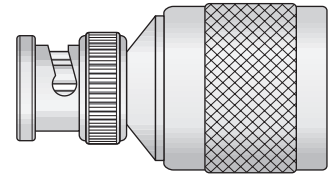


Figure 3  
(BNC plug-HN plug)

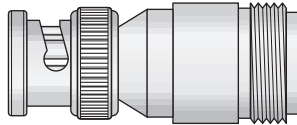


Figure 4  
(BNC plug-N jack)

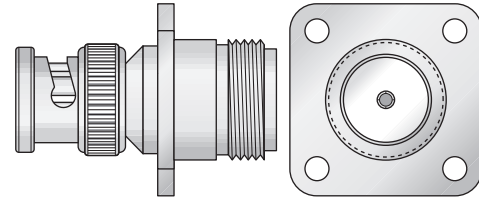


Figure 5  
(BNC plug-N jack)

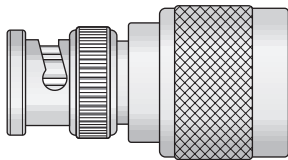


Figure 6  
(BNC plug-N plug)

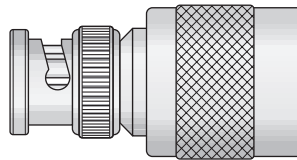


Figure 7  
(BNC plug-SC plug)

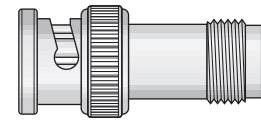


Figure 8  
(BNC plug-TNC jack)

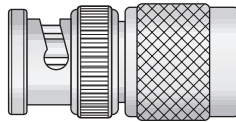


Figure 9  
(BNC plug-TNC plug)

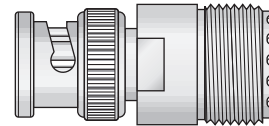


Figure 10  
(BNC plug-UHF jack)

Figure	Adapter Ends	Length	Mounting Figure	Plating		Delta P/N
				Body	Contact	
1	BNC plug-C jack	1.27	None	Nickel	Silver (C)	UG-635/U
2	BNC plug-HN jack	1.58	None	Nickel	Silver (C)	2234000N001-010
3	BNC plug-HN plug	1.58	None	Nickel	Silver (C)	2234000N004-010
4	BNC plug-N jack	1.47	None	Nickel	Silver (C)	UG-349B/U
4	BNC plug-N jack	1.47	None	Silver	Gold (C)	M55339/49-00349
5	BNC plug-N jack	1.47	33	Nickel	Silver (C)	UG-335A/U
5	BNC plug-N jack	1.47	33	Silver	Gold (C)	M55339/24-00335
6	BNC plug-N plug	1.48	None	Nickel	Silver (C)	UG-1034/U
6	BNC plug-N plug	1.48	None	Silver	Gold (C)	M55339/18-01034
7	BNC plug-SC plug	1.50	None	Nickel	Silver (C)	2227000N000-004
8	BNC plug-TNC jack	1.25	None	Nickel	Gold (C)	2234000N000-009
9	BNC plug-TNC plug	1.19	None	Nickel	Silver (C)	2234000N000-007
10	BNC plug-UHF jack	1.33	None	Nickel	Silver (C)	UG-255A/U

See page 208 for mounting dimensions. • (C) in contact plating column indicates captive contact.  
 See page 6 for alternate body plating information.

## Adapters - C Jack To Other Series

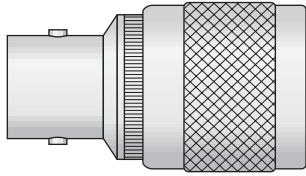


Figure 1  
(C jack-HN plug)

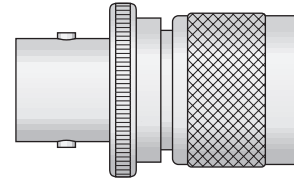


Figure 2  
(C jack-N plug)

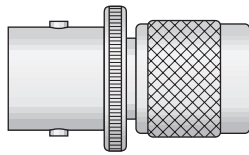


Figure 3  
(C jack-TNC plug)

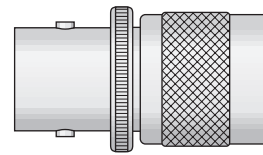


Figure 4  
(C jack-UHF plug)

Figure	Adapter Ends	Length	Mounting Figure	Plating		Delta P/N
				Body	Contact	
1	C jack-HN plug	1.50	None	Nickel	Silver (C)	2234000N001-051
2	C jack-N plug	1.42	None	Nickel	Silver (C)	UG-564/U
3	C jack-TNC plug	1.23	None	Nickel	Silver (C)	2234000N000-010
4	C jack-UHF plug	1.38	None	Nickel	Silver (C)	UG-637/U

## Adapters - C Plug To Other Series

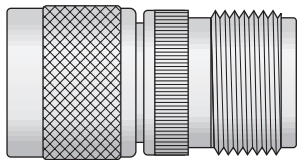


Figure 1  
(C plug-HN jack)

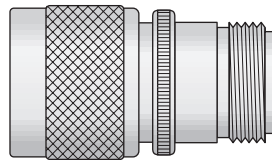


Figure 2  
(C plug-N jack)

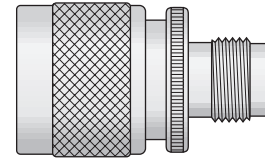


Figure 3  
(C plug-TNC jack)

Figure	Adapter Ends	Length	Mounting Figure	Plating		Delta P/N
				Body	Contact	
1	C plug-HN jack	1.46	None	Nickel	Silver (C)	UG-703A/U
2	C plug-N jack	1.53	None	Nickel	Silver (C)	UG-565A/U
3	C plug-TNC jack	1.23	None	Nickel	Silver (C)	2234000N000-011

(C) in contact plating column indicates captive contact.  
See page 6 for alternate body plating information.

## Adapters - HN Jack To Other Series

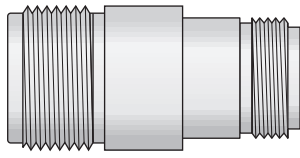


Figure 1  
(HN jack-N jack)

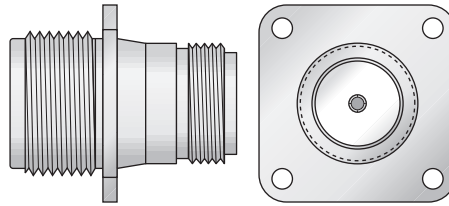


Figure 2  
(HN jack-N jack)

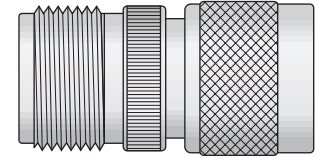


Figure 3  
(HN jack-N plug)

Figure	Adapter Ends	Length	Mounting Figure	Plating		Delta P/N
				Body	Contact	
1	HN jack-N jack	1.65	None	Nickel	Silver (C)	2228000N001-022
2	HN jack-N jack	1.83	40	Nickel	Silver (C)	2225000N401-000
3	HN jack-N plug	1.56	None	Nickel	Silver (C)	UG-1108/U

## Adapters - HN Plug To Other Series

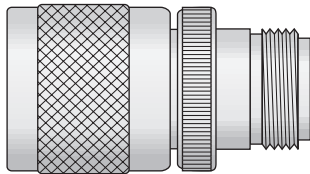


Figure 1  
(HN plug-N jack)




Figure 2  
(HN plug-N plug)

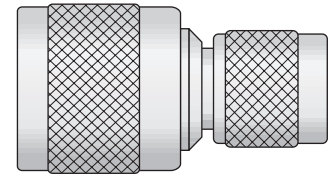


Figure 3  
(HN plug-TNC plug)

Figure	Adapter Ends	Length	Mounting Figure	Plating		Delta P/N
				Body	Contact	
1	HN plug-N jack	1.56	None	Nickel	Silver (C)	2234000N001-070
2	HN plug-N plug	1.83	None	Nickel	Silver (C)	UG-1107/U
3	HN plug-TNC plug	1.56	None	Nickel	Silver (C)	2234000N004-011

## Adapters - LC Jack To Other Series

Figure 1  
(LC jack-N plug)

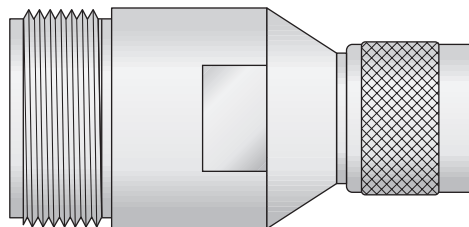


Figure	Adapter Ends	Length	Mounting Figure	Plating		Delta P/N
				Body	Contact	
1	LC jack-N plug	2.39	None	Nickel	Silver (C)	2234000N000-078

- See page 208 for mounting dimensions.
- (C) in contact plating column indicates captive contact.
- See page 6 for alternate body plating information.

## Adapters - N Jack To Other Series

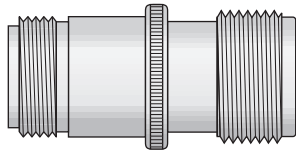


Figure 1  
(N jack-SC jack)

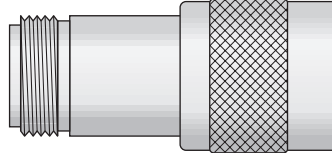


Figure 2  
(N jack-SC plug)

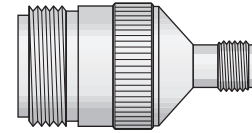


Figure 3  
(N jack-SMA jack)

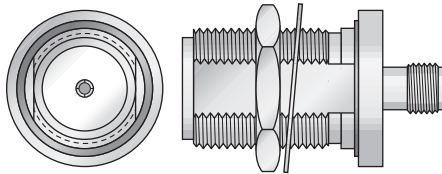


Figure 4  
(N jack-SMA jack)

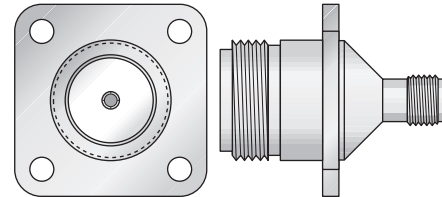


Figure 5  
(N jack-SMA jack)

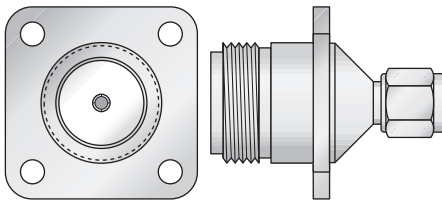


Figure 6  
(N jack-SMA plug)

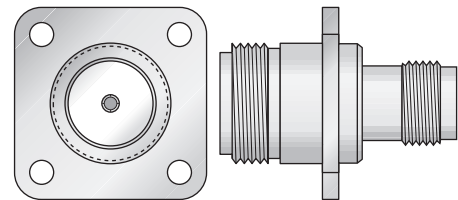


Figure 7  
(N jack-TNC jack)

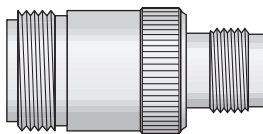


Figure 8  
(N jack-TNC jack)

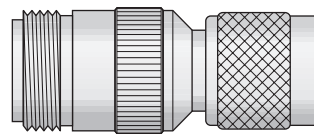


Figure 9  
(N jack-TNC plug)

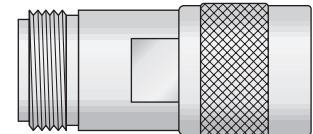


Figure 10  
(N jack-UHF plug)

Figure	Adapter Ends	Length	Mounting Figure	Plating		Delta P/N
				Body	Contact	
1	N jack-SC jack	1.63	None	Nickel	Silver (C)	2228000N000-012
2	N jack-SC plug	1.53	None	Nickel	Silver (C)	2234000N000-055
3	N jack-SMA jack	1.24	None	Nickel	Gold (C)	2228000N00M-010
4	N jack-SMA jack	1.26	72	Nickel	Gold (C)	2226000N721-001
5	N jack-SMA jack	1.24	33	Nickel	Gold (C)	2225000N331-005
6	N jack-SMA plug	1.28	33	Nickel	Gold (C)	2234000N331-003
7	N jack-TNC jack	1.39	33	Nickel	Gold (C)	2225000N331-008
8	N jack-TNC jack	1.39	None	Nickel	Gold (C)	2228000N001-002
9	N jack-TNC plug	1.53	None	Nickel	Gold (C)	2234000N001-009
10	N jack-UHF plug	1.56	None	Nickel	Silver (C)	UG-83B/U

See page 208 for mounting dimensions. • (C) in contact plating column indicates captive contact.  
 See page 6 for alternate body plating information.

## Adapters - N Jack To Other Series

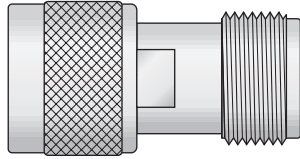


Figure 1  
(N plug-SC jack)

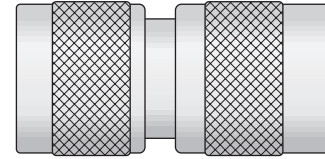


Figure 2  
(N plug-SC plug)

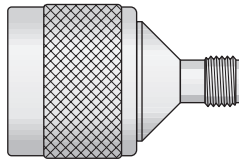


Figure 3  
(N plug-SMA jack)

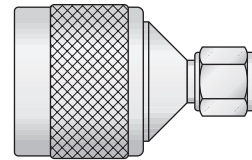


Figure 4  
(N plug-SMA plug)

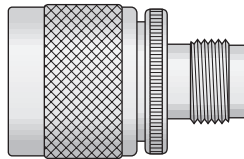


Figure 5  
(N plug-TNC jack)

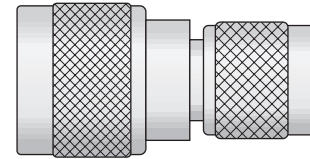


Figure 6  
(N plug-TNC plug)

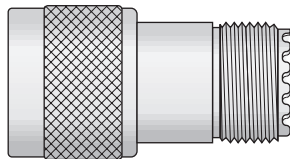


Figure 7  
(N plug-UHF jack)

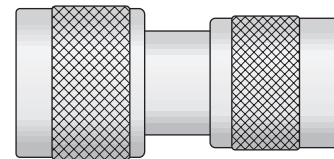


Figure 8  
(N plug-UHF plug)

Figure	Adapter Ends	Length	Mounting Figure	Plating		Delta P/N
				Body	Contact	
1	N plug-SC jack	1.38	None	Nickel	Silver (C)	2234000N000-065
2	N plug-SC plug	1.70	None	Nickel	Silver (C)	2227000N000-003
3	N plug-SMA jack	1.23	None	Nickel	Gold (C)	2234000N001-004
4	N plug-SMA plug	1.28	None	Nickel	Gold (C)	2234000N00M-039
5	N plug-TNC jack	1.31	None	Nickel	Silver (C)	2234000N001-007
6	N plug-TNC plug	1.44	None	Nickel	Silver (C)	2234000N000-012
7	N plug-UHF jack	1.50	None	Nickel	Silver (C)	UG-146A/U
8	N plug-UHF plug	1.59	None	Nickel	Silver (C)	2227000N000-016

(C) in contact plating column indicates captive contact.  
 See page 6 for alternate body plating information.

## Adapters - SMA Jack To Other Series

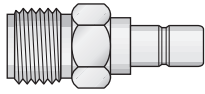


Figure 1  
(SMA jack-SMB jack)

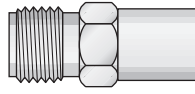


Figure 2  
(SMA jack-SMB plug)

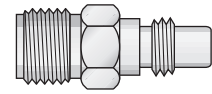


Figure 3  
(SMA jack-SMC jack)

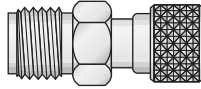


Figure 4  
(SMA jack-SMC plug)

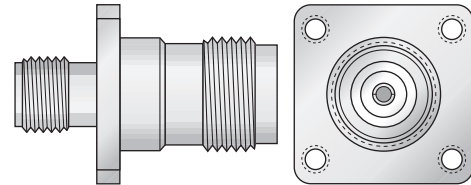


Figure 5  
(SMA jack-TNC jack)

Figure	Adapter Ends	Length	Mounting Figure	Plating		Delta P/N
				Body	Contact	
1	SMA jack-SMB jack	.650	None	Nickel	Gold (C)	2234000N001-078
2	SMA jack-SMB plug	.640	None	Nickel	Gold (C)	2228000N001-015
3	SMA jack-SMC jack	.650	None	Nickel	Gold (C)	2234000N001-121
4	SMA jack-SMC plug	.690	None	Nickel	Gold (C)	2234000N001-077
5	SMA jack-TNC jack	1.00	07	PSS*	Gold (C)	2225000K071-002

\* Passivated stainless steel.

## Adapters - SMA Plug To Other Series

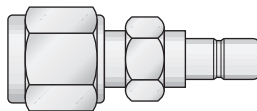


Figure 1  
(SMA plug-SMB jack)

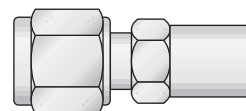


Figure 2  
(SMA plug-SMB plug)

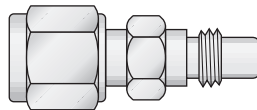


Figure 3  
(SMA plug-SMC jack)

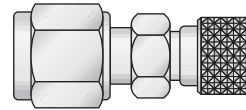


Figure 4  
(SMA plug-SMC plug)

Figure	Adapter Ends	Length	Mounting Figure	Plating		Delta P/N
				Body	Contact	
1	SMA plug-SMB jack	.810	None	Nickel	Gold (C)	2234000N001-082
2	SMA plug-SMB plug	.880	None	Nickel	Gold (C)	2234000N000-069
3	SMA plug-SMC jack	.810	None	Nickel	Gold (C)	2234000N001-120
4	SMA plug-SMC plug	.820	None	Nickel	Gold (C)	2234000N001-081

- See page 208 for mounting dimensions.
- (C) in contact plating column indicates captive contact.
- See page 6 for alternate body plating information.



## Connector Flanges (Panel Mounted Connectors)



4-hole flanges			
Figure	A	B	C
04	1/2	.360	.089
05	1/2	.340	.102
07	11/16	.500	#3-56 tap
08	11/16	.500	.136
09	11/16	.500	.125
10	11/16	.500	.120
12	11/16	.500	.109
18	3/4	.531	.136
26	1	.718	#6-32 tap
27	1	.718	#4-40 tap
30	1	.718	.166
32	1	.718	.136
32A	1	.718	.136*
33	1	.718	.125
34	1 3/32	.812	.150
36	1 3/16	.906	#6-32 tap
39	1 3/16	.906	.152
40	1 3/16	.906	.125
45	2	1.437	.257
91	.375	.250	.067
91A	.375	.232	.093

\* Countersunk to .245 dia.

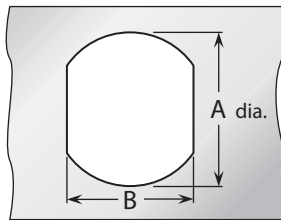


2-hole flanges				
Figure	A	B	C	D
92	.223	.481	.625	.102
92A	.260	.481	.625	.102
95	.640	1.015	1.30	.125

## Panel Cutouts (Bulkhead Mounted Connectors)



D-Hole		
Figure	A	B
51	.755	.723
54	.630	.598
55	.630	.583
57	.557	.531
59	.505	.473
62	.442	.410
63	.407	.362
65	.380	.348
66	.319	.292
67	.255	.236
68	.195	.176



Double D-Hole		
Figure	A	B
69	.755	.692
72	.630	.536
75	.380	.341
84	.319	.278



Round Hole	
Figure	A
82	.255
89	.380

## P.C. Board Drilling



(PCB traces are shown for illustrative purpose only, and are not representative of actual circuitry.)

Coaxial connectors				
Figure	A	B	C	D
PCB01	.067	.400	.200	.045
PCB02	.045	.500	.250	.045
PCB03	.067	.300	.150	.035
PCB05	.067	.200	.100	.055
PCB06	.067	.200	.100	.045
PCB07	.045	.177	.088	.045
PCB08	.032	.100	.050	.032



(PCB traces are shown for illustrative purpose only, and are not representative of actual circuitry.)

Twinax Connectors				
Figure	A	B	C	D
PCB04	.045	.500	.250	.045

## Delta Cable Groups

Group	Cables
1	1A RG-5, 5A, 5B, 21, 21A; M17/73, /162
	1B RG-6, 6A; M17/2
	1C RG-143, 143A, 212, 222; M17/73, /112, /162
2	2A RG-8, 8A, 213; M17/74
	2B RG-11, 11A; M17/6
3	3A RG-9, 9A, 9B, 214; M17/75
	3B RG-13A, 216; M17/77
	3C RG-225; M17/127
4	RG-393; M17/127
5	RG-58, 58A, 58C, 141, 141A; M17/28, /111
6	6A RG-55A, 142, 142A, 223, 400; M17/60, /84, /128
	6B RG-55, 55B, 142B; M17/60, /84
7	7A RG-59, 59A, 59B, 62, 62A, 62B, 62C, 210; M17/29, /30, /97
	7B RG-71, 71A, 71B; M17/90
8	8A RG-122; M17/54
	8B RG-180, 180A, 180B, 195; M17/95, /137
9	9A RG-174, 188, 188A, 316; M17/152
	9B RG-179A, 179B, 187, 187A; M17/94, /136
10	Double-Shielded RG-174, 316; M17/152
11	RG-178, 178A, 178B, 196, 196A; M17/93
12	.250" semi-rigid; RG-401; M17/129
13	.141" semi-rigid; RG-402; M17/130
14	.085" semi-rigid; RG-405; M17/133
15	RG-10, 12, 215; M17/6, /74
16	RG-14A, 217; M17/78, /165
17	RG-17A, 218
18	RG-18A, 219
19	RG-115A
20	RG-118A, 228A
21	RG-126
22	RG-302
23	RG-303
24	RG-304
25	Special 8X cable; contact factory for details.
26	Belden 8281
27	RG-108, 108A; M17/45
28	RG-22, 22A, 22B; M17/15
29	Belden 9207; Dearborn 6207; IBM 7362211
30	M17/176
31	AT&T 735A

## Cable Group Finder

Cable	Group	Cable	Group
RG-5, 5A, B	1A	RG-225	3C
RG-6, 6A	1B	RG-228A	20
RG-8, 8A	2A	RG-302	22
RG-9, 9A, B	3A	RG-303	23
RG-10	15	RG-304	24
RG-11, 11A	2B	RG-316	9A
RG-12	15	RG-316DS	10
RG-13A	3B	RG-393	4
RG-14A	16	RG-400	6A
RG-17A	17	RG-401	12
RG-18A	18	RG-402	13
RG-21, 21A	1A	RG-405	14
RG-22, 22A, B	28	M17/2	1B
RG-55, 55B	6B	M17/6	2B
RG-55A	6A	M17/15	28
RG-58, 58A, C	5	M17/28	5
RG-59, 59A, B	7A	M17/29	7A
RG-62, 62A, B, C	7A	M17/30	7A
RG-71, 71A, B	7B	M17/45	27
RG-108, 108A	27	M17/73	1A
RG-115A	19	M17/162	1A
RG-118A	20	M17/112	1C
RG-122	8A	M17/74	2A
RG-126	21	M17/75	3A
RG-141, 141A	5	M17/127	3C
RG-142, 142A	6A	M17/77	3B
RG-142B	6B	M17/60	6A
RG-143, 143A	1C	M18/84	6A
RG-174	9A	M17/128	6A
RG-174DS	10	M17/97	7A
RG-178, 178A, B	11	M17/54	8A
RG-179A, 179B	9B	M17/95	8B
RG-180, 180A, B	8B	M17/137	8B
RG-187, 187A	9B	M17/152	9A
RG-188, 188A	9A	M17/93	11
RG-195	8B	M17/129	12
RG-196, 196A	11	M17/130	13
RG-210	7A	M17/133	14
RG-212	1C	M17/78	16
RG-213	2A	M17/165	16
RG-214	3A	M17/176	30
RG-215	15	AT&T 735A	31
RG-217	16	Belden 8281	26
RG-218	17	Belden 9207	29
RG-219	18	Dearborn 6207	29
RG-222	1C	IBM 7362211	29
RG-223	6A		

Note: MIL-PRF-39012 QPL connectors have cable groups defined by the MIL specification, not the Delta cable groups shown here. See page 185 for M39012 cable groups.

## Warranty

We warrant our parts to be free of defects and workmanship for one year from purchase. During that time we will repair or replace (at our option) any parts found to be defective. The warranty does not apply to parts that have been modified, used in conditions exceeding Seller's, or military specifications, or disassembled. We will not, under any circumstances, be responsible for consequential or incidental damages or installation costs. No other warranties apply, and no other liability may be assumed or extended by representatives or distributors. The terms of the applicable warranty or warranties, as the case may be, as set forth herein are the sole and exclusive warranty terms that shall have any force or effect in the any product order, resulting from the quotation and such terms and in lieu of all other warranties, expressed or implied, including the implied warranties of merchantability and fitness for a particular purpose, which are hereby expressly excluded.



## Returns

Returns will be accepted only with a Return Authorization number issued by Delta, and are subject to inspection and acceptance upon arrival. Restocking charges will be determined prior to issuance of Return Authorization. All claims for shortages must be made within 30 days of receipt by customer.

## Ordering Information

Orders are subject to the terms and conditions on our order acknowledgement, which may only be modified by written agreement prior to sale. Order changes, cancellation, or termination will be accepted only with written approval from Delta Electronics Manufacturing.

## Copyright, Trademarks, & Patents

Entire contents copyright 2017, Delta Electronics Manufacturing Corporation. Reproduction rights are hereby granted for, and specifically limited to, printing or other reproduction of drawings and specifications for inclusion in specification or source control drawings, or purchasing procedures, by Delta customers only.

Heli-Grip<sup>®</sup>, PressMount<sup>®</sup>, and Global Manufacturer logo are trademarks. The Heli-Grip design is covered by U.S. and foreign patents


Delta Electronics Manufacturing Corporation  
416 Cabot Street, P.O. Box 53  
Beverly, MA 01915  
FSCM/CAGE 00795



CREATE



COLLABORATE



CONNECT



Delta Electronics Mfg. Corp.

[www.deltarf.com](http://www.deltarf.com)  
978-927-1060  
[sales@deltarf.com](mailto:sales@deltarf.com)

PO Box 53  
416 Cabot St.  
Beverly, MA 01915

